
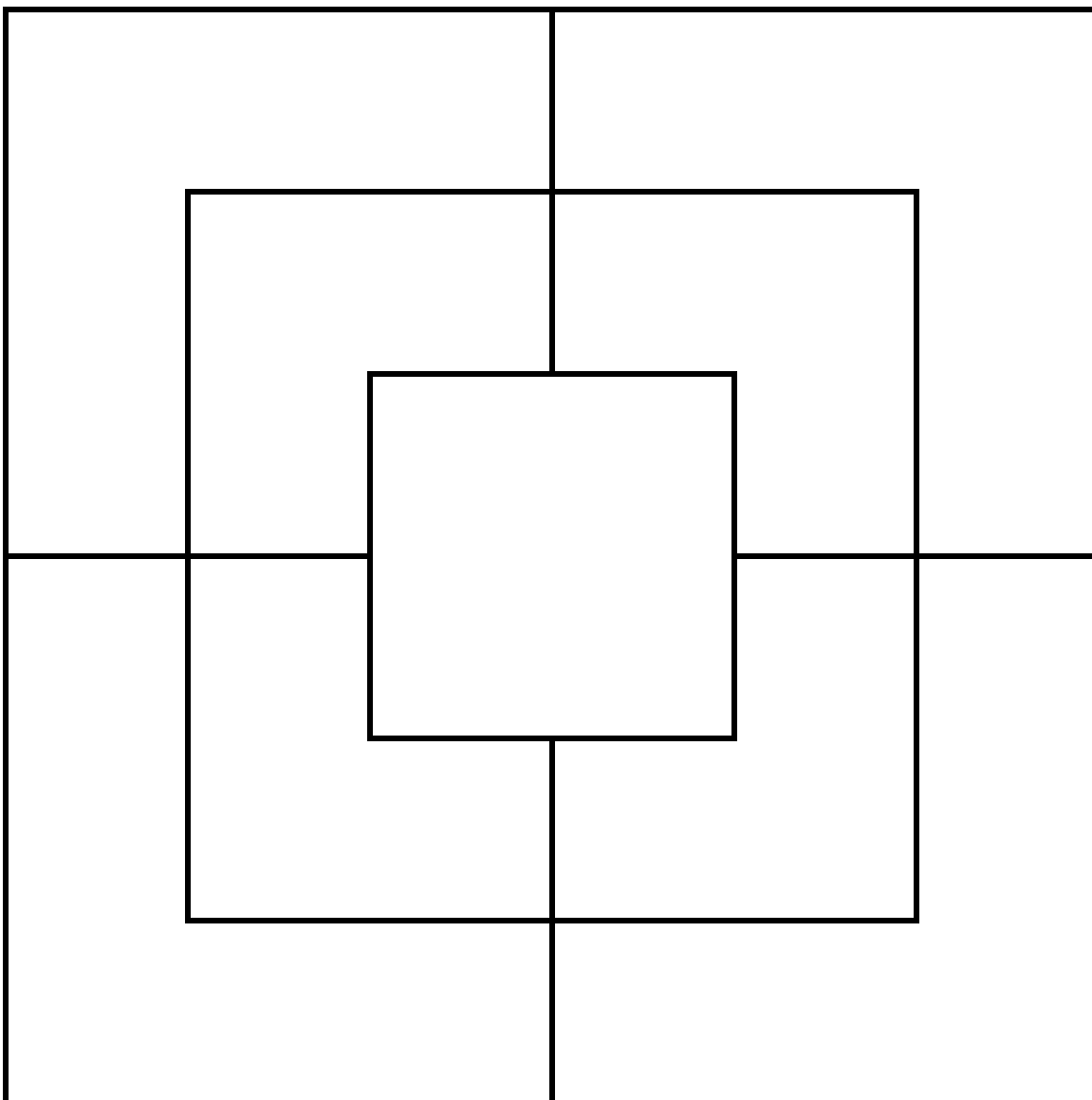


Step 1. On the game board above, make a big dot at each of the 24 places where the lines intersect.



- Step 2. Color 9 of the pieces above one color, and the other 9 pieces another color.
- Step 3. Cut out the game board. Cut about 1/2" from the outside line, leaving a border around the edges.
- Step 4. Cut out the pieces. You will have 9 pieces for each player.
- Step 5. You are ready to play Nine Men's Morris!



## **Nine Men's Morris**

Each player gets 9 "men". (Use buttons, coins, stones, etc.)

Make a big dot on the above board at each of the 24 places where the lines intersect.

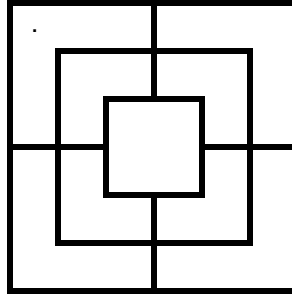
First, take turns putting a man down on one of the dots. Then, when all men are down, take turns moving. On each turn you may move one man along the lines to the next unoccupied dot. You may not "jump" over other men, but you may go around corners.

Try to get three of your men in a straight line along one of the lines on the board; this is called a "mill". When you make a mill (either during the "putting the pieces down" part or the "moving the pieces" part) you can take one of the other player's men.

You can't take a man that is part of an existing mill unless there are no other pieces to take.

To win the game, take all but two of the other player's men, or block him so he cannot move.

# Nine Men's Morris



## Rules of Play

? Each player gets 9 "men".

(Count them to make sure you have the right amount!)

Each place where two lines meet or cross is a space.

There are twenty-four spaces on the board.

? First, take turns putting a man down on one of the spaces.

Then, when all men are down, take turns moving. You may move along one of the lines to the next unoccupied space.

? Try to get three of your men in a straight line along one of the lines on the board; this is called a "mill". When you make a mill (either during the "putting the pieces down" part or the "moving the pieces" part) you can take one of the other player's men. You can't take a man that is part of an existing mill unless there are no other pieces to take.

? To win the game, take all but two of the other player's men.

*A nicely made game makes a great gift.*

## Make A Board...

? Draw on a piece of paper or cardboard

? Glue paper onto a scrap of mat board

? Draw on the playground with sidewalk chalk

? Draw in the dirt or sand with a stick

? Carve or paint a piece of wood, or use a woodburning tool

? Embroider or appliqué on fabric

? Put thin colored tape on a piece of Formica

*Ancient monks carved these boards in their church pews!*

## Then Make Pieces From...

? small stones ? bottle caps ? shells ? nuts and bolts

? sticks (fat & skinny) ? coins (heads & tails) ? felt

? buttons ? acorns ? beans ? seeds ? paper ? cork

? leather ? balls of mud ? Fimo or Sculpy

*Desert children make pieces from dried camel dung!*

?

*Look in the library for more games to make.*

*A good book is Family Fun and Games, from Sterling Publishing Co.  
Klutz Press also has a book of board games.*