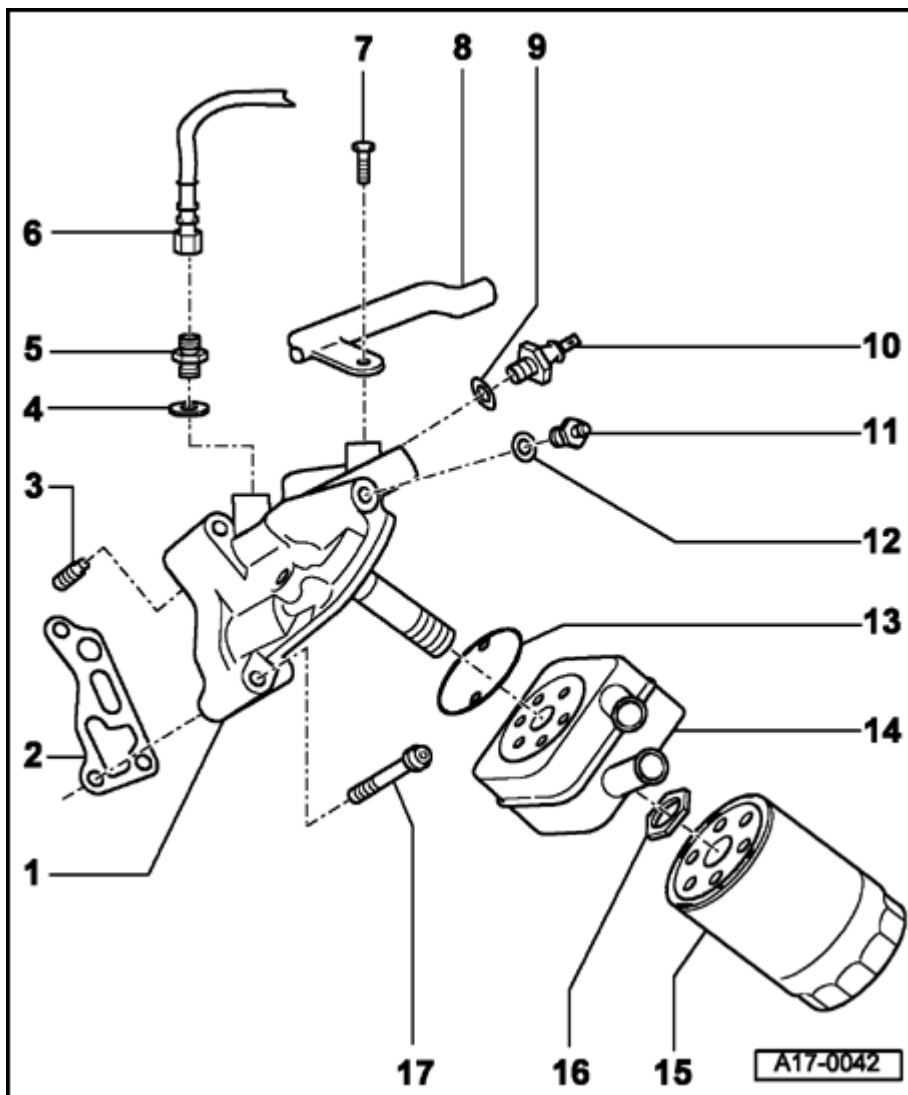


## Audi &gt; B5 Platform &gt; 1996 - 2002

1.8 Liter 4-Cyl. 5V Turbo Engine Mechanical, Engine Code(s): AEB,  
ATW

## 17 - Engine - Lubrication

## Part II



1 - Oil filter bracket

2 - Gasket

♦ Always replace

3 - Oil retaining valve

♦ 8 Nm

Gasket

- ◆ Always replace

### **5 - Coupling**

- ◆ 30 Nm

### **6 - Oil feed line**

- ◆ 25 Nm
- ◆ To turbocharger

### **7 - Bolt**

- ◆ 20 Nm

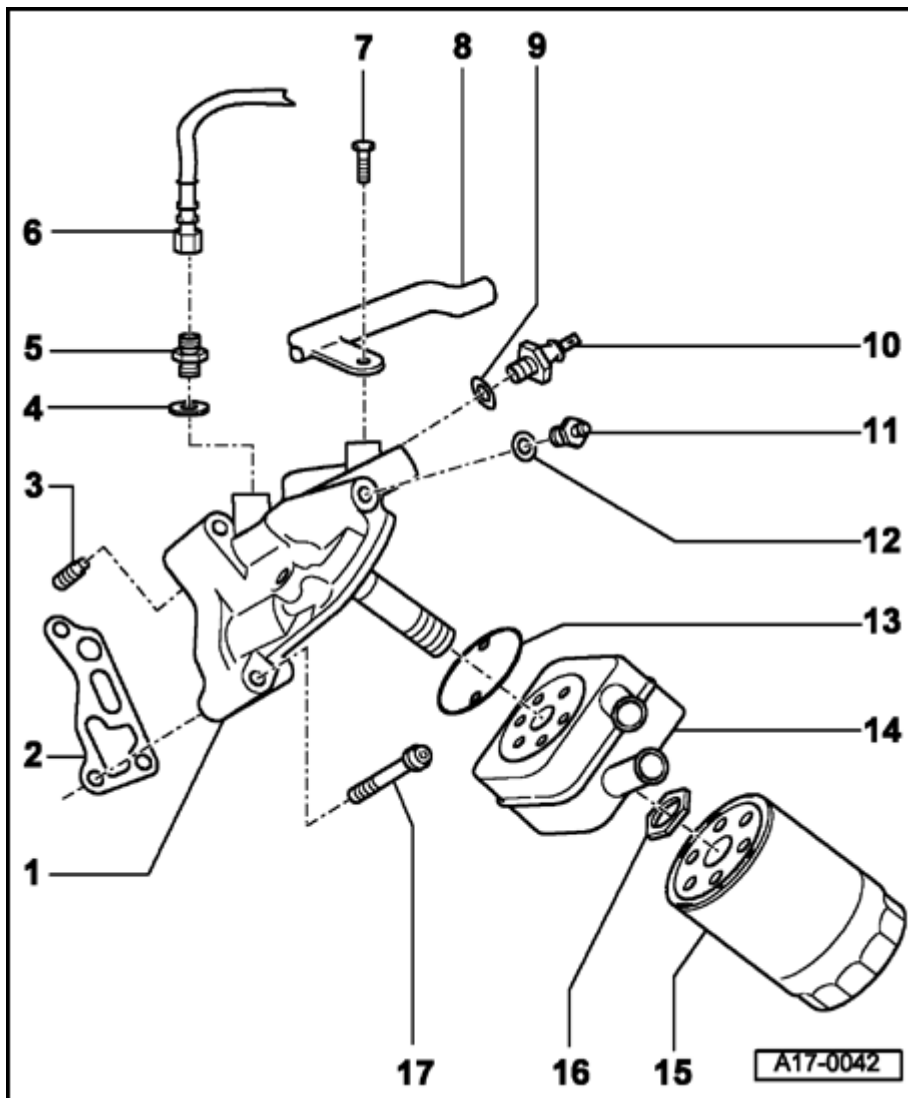
### **8 - Lower coolant pipe**

### **9 - Sealing washer**

- ◆ If leaking, cut open and replace

### **10 - Oil pressure switch -F1-, 1.4 bar**

- ◆ 25 Nm
- ◆ Black insulation
- ◆ Check => page [17-22](#)



### 11 - Engine Oil temperature sensor -G8-

- ◆ 10 Nm

### 12 - Sealing washer

- ◆ If leaking, cut open and replace

### 13 - O-ring

- ◆ Always replace
- ◆ Snap into grooves on oil cooler

### 14 - Oil cooler

- ◆ Refer to "CAUTION!" => page [17-1](#)
- ◆ Coolant hose connection diagram => page [19-2](#)

## 15 - Oil filter

- ◆ Follow filter change intervals
- ◆ Use 3417 oil filter wrench to remove
- ◆ Follow installation notes found on oil filter
- ◆ Tightening torque: 20 Nm

## 16 - Nut

- ◆ 25 Nm

## 17 - Hex socket bolt

- ◆ 25 Nm

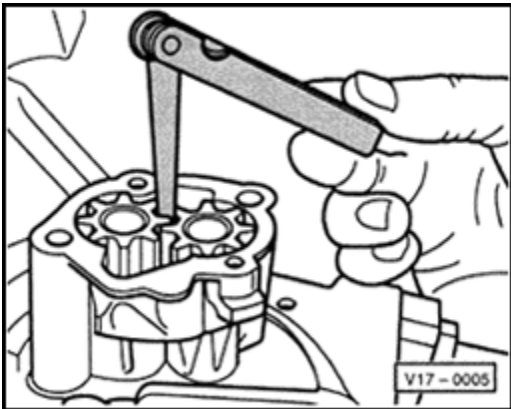


Fig. 1 Checking oil pump backlash

- ◆ New: 0.05 mm
- ◆ Wear limit: 0.20 mm

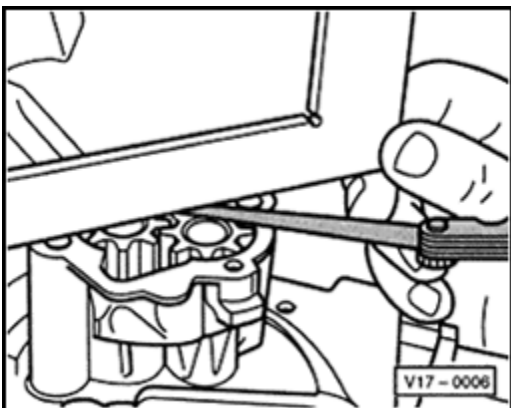


Fig. 2 Checking oil pump axial clearance

Wear limit: 0.15 mm (0.006 in.)