

Ch. 38 - Circulatory System

NOTE: All the diagrams appear at the end of the questions. Also, you should learn all the vocabulary terms, even if they are not specifically addressed in a question.

½. Heartworks

•Note how the circulatory system connects to our other organ systems

1. Connections: Evolution of Circulatory Systems (38.1)

a-Briefly describe the various advances that led to our current amazing circulatory system.

2. Characteristics of Blood (38.2)

a-List and describe the parts of the blood.

b-Describe how our bodies make all our blood cells.

3. Focus on health: Blood Disorders (38.3)

a-Choose 3 of the disorders and describe them.

4. Blood Transfusion and Typing (38.4)

a-Explain which blood types can be given to whom, and why.

5. Human Cardiovascular System (38.5)

**a-Make a chart showing the path that a blood cell would take as it passes through the body, beginning AND ending with the right atrium. Note what leaves and enters the bloodstream, and where this occurs.

b-Label all parts of the circulatory system.

6. The Heart is a Lonely Pumper (38.6)

a-Label all parts of the heart.

b-Explain how blood gets through the heart, including the role of the nodes.

7. Blood Pressure in the Cardiovascular System (38.7) & 8. From Capillary Beds Back to the Heart (38.8)

a-Describe the differences between the blood vessels.

b-How does blood pressure change as it passes through the circulatory system?

c-How does blood pump through the veins, without any help from the heart?

9. Focus on Health: Cardiovascular Disorders (38.9)

a-Describe the main disorders.

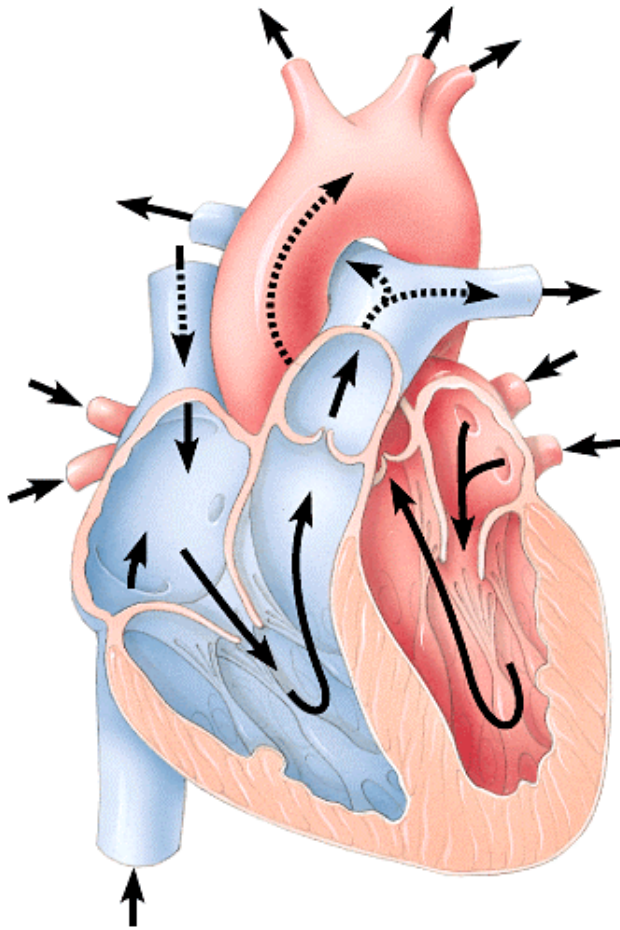
10. Hemostasis (38.10)

a-How does blood clot?

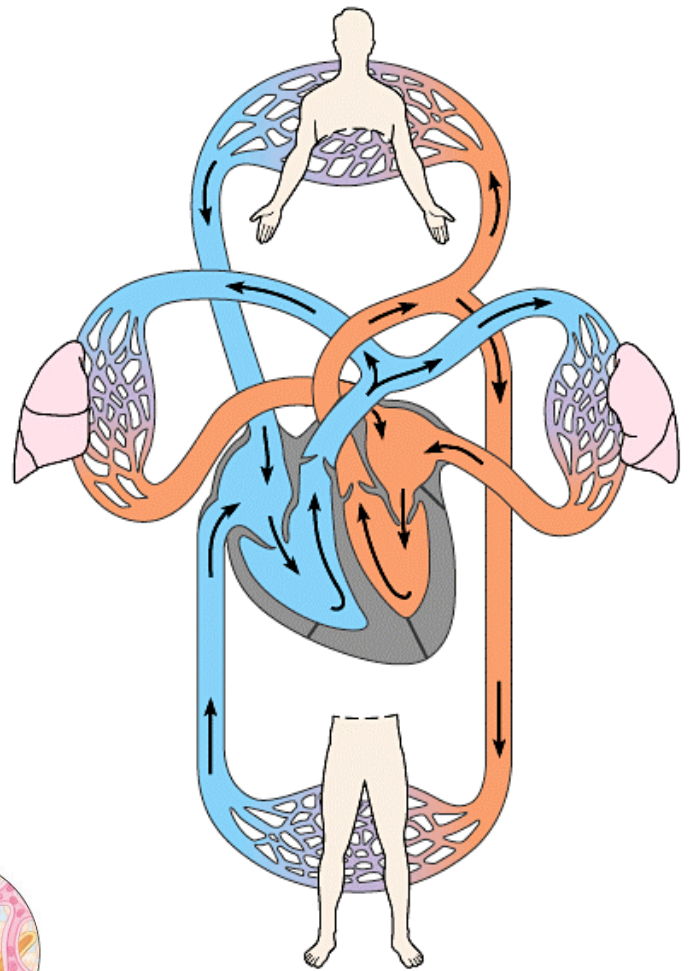
11. Lymphatic System (38.11)

a-Label the main parts of the lymphatic system

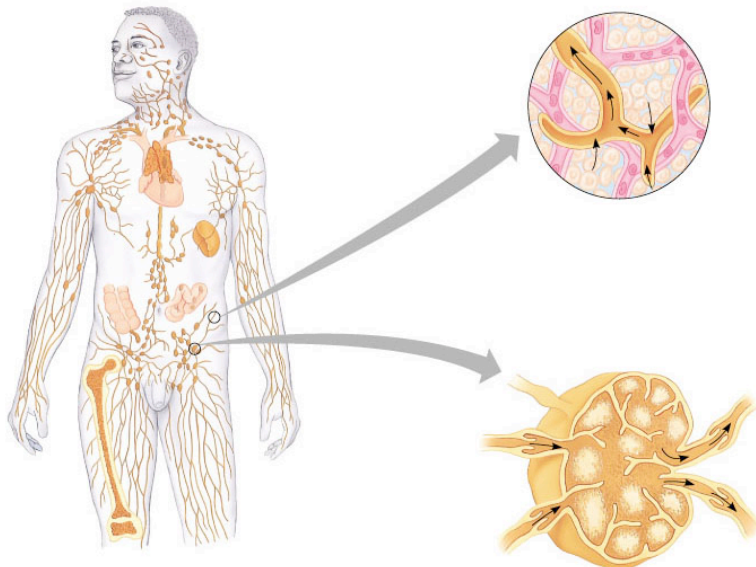
b-Briefly, what does the lymphatic system do?



Copyright © Pearson Education, Inc., publishing as Benjamin Cummings.



on Education, Inc., publishing as Benjamin Cummings.



Copyright © Pearson Education, Inc., publishing as Benjamin Cummings.