

- 10 I love my Grandma because she reads me _____
- 9 I love my Grandma because she helps me _____
- 8 I love my Grandma when she makes me laugh by

- 7 I love my Grandma because she taught me how to

- 6 I love to hear my Grandma sing

- 5 I love my Grandma because she finds time to

- 4 I know my Grandma cares because she

- 3 I know my Grandma is smart because she

- 2 I love my Grandma because she works hard at

- 1 I love my Grandma because she is the best GRANDMA ever!

Happy Mother's Day, Grandma!

THE TELEPHONE SONG

I learned a trick, learned it quick.
 It's for my telephone.
 Just learned a song—didn't take long—
 Now I can always call home.

(This is where you sing your number)

_____- _____
 _____- _____
 _____- _____
 _____- _____

I know my number; I know my number—
 Know it all the way through.
 I know my number, my telephone number.
 Want me to say it for you?

(Don't forget the area code—it comes first.)


(_____) _____ - _____
 (Area Code) (Phone Number)
 (_____) _____ - _____
 (_____) _____ - _____
 (_____) _____ - _____

If I'm in trouble, there's help on the double
 Using the telephone.
 There's not much to it—anyone can do it,
 And you're not ever alone.

(_____) _____ - _____
 (_____) _____ - _____
 (_____) _____ - _____
 (_____) _____ - _____

I can remember; I can remember—
 Won't be forgetting it soon.
 I can remember, always remember
 When I remember this tune.

(_____) _____ - _____
 (_____) _____ - _____
 (_____) _____ - _____
 (_____) _____ - _____





i'M IN CHARGE

Everyone tells me how to behave,
Says I must do things right.
But when I'm feeling out of control,
It's better to be safe than polite.

It's all right for me to lock the door
When I am tending or alone.
It's all right to not tell all I know
To people on the telephone.
It's all right for me to walk away
From someone I don't want to see.
It's all right, 'cause I'm in charge.
Yes, I'm in charge of me.

Never talk to strangers.
Memorize my telephone.
Stay away from cars.
Stay close to my buddy.
Always let our guardians know
Exactly where we are.
Don't let any person
Do things they should not,
'Cause I'm in charge, I'm in charge.


STAY OUTSIDE OF MY LINE

There's a line that goes around me—
One that you can't see—
But there's a line around me all the same.
Just a simple line I draw to protect me,
And if somebody crosses it, I'll name their name. So—

Stay outside of my line, or I'll tell on you.
There are some things that are mine alone.
Stay outside of my line; I have feelings, too.
Let me give you some advice:
You'll never cross it twice,
So stay outside of my line, or I'll tell on you.

Don't cross my perimeter;
Treat me with respect.
Don't do things to take away my childhood.
Don't cross my perimeter;
It's there to protect.
Let me know the happiness a child should.

Doesn't matter who you are,
There's no one anywhere
Who has the right to do some certain things.
There are other people who I know will care.
I promise you I'll tell them of such happenings.



LOOK FOR A GRANDMA

Look for a grandma, or mother with children.
Ask her to help you, I'm sure she'll be willin'.

Tell her you're lost,
And she'll know what to do.
Tell her your name
And your guardian's name, too.
Try to be brave,
And she'll take care of you.



Look for a grandma, or mother with children.
Should you need help, they're the best ones to fill in.

So if you ever get lost anywhere,
And you don't know anybody who's there,
It's smart to look for a grandma
Or mother with children.



YELL AND SCREAM

Sometimes you just gotta yell and scream.
Sometimes it's the only thing to do.
Noisy as a fire truck,
You just gotta open up
And get the crowd's attention turned to you.



Top Ten Reasons Why I Love My MOM & DAD

Help kids pay tribute to Mom and Dad with these special cards for Mother's Day and Father's Day... personalized top-ten lists of things kids love most about their parents.

Illustrations by Shirley Beckes


Create a Card

Duplicate the Mother's Day and Father's Day lists about a week before the celebrations. Read over the topics and have students complete each of the sentences in their best handwriting. Then transform the top ten lists into keepsake cards. Duplicate two card covers (one for Mom's card and one for Dad's) for each student. Have children draw a picture of their parent inside the **O** opening. Then cut out and glue the cover pattern to the front of a folded 12" x 18" sheet of colored construction paper. Glue the top ten list inside.




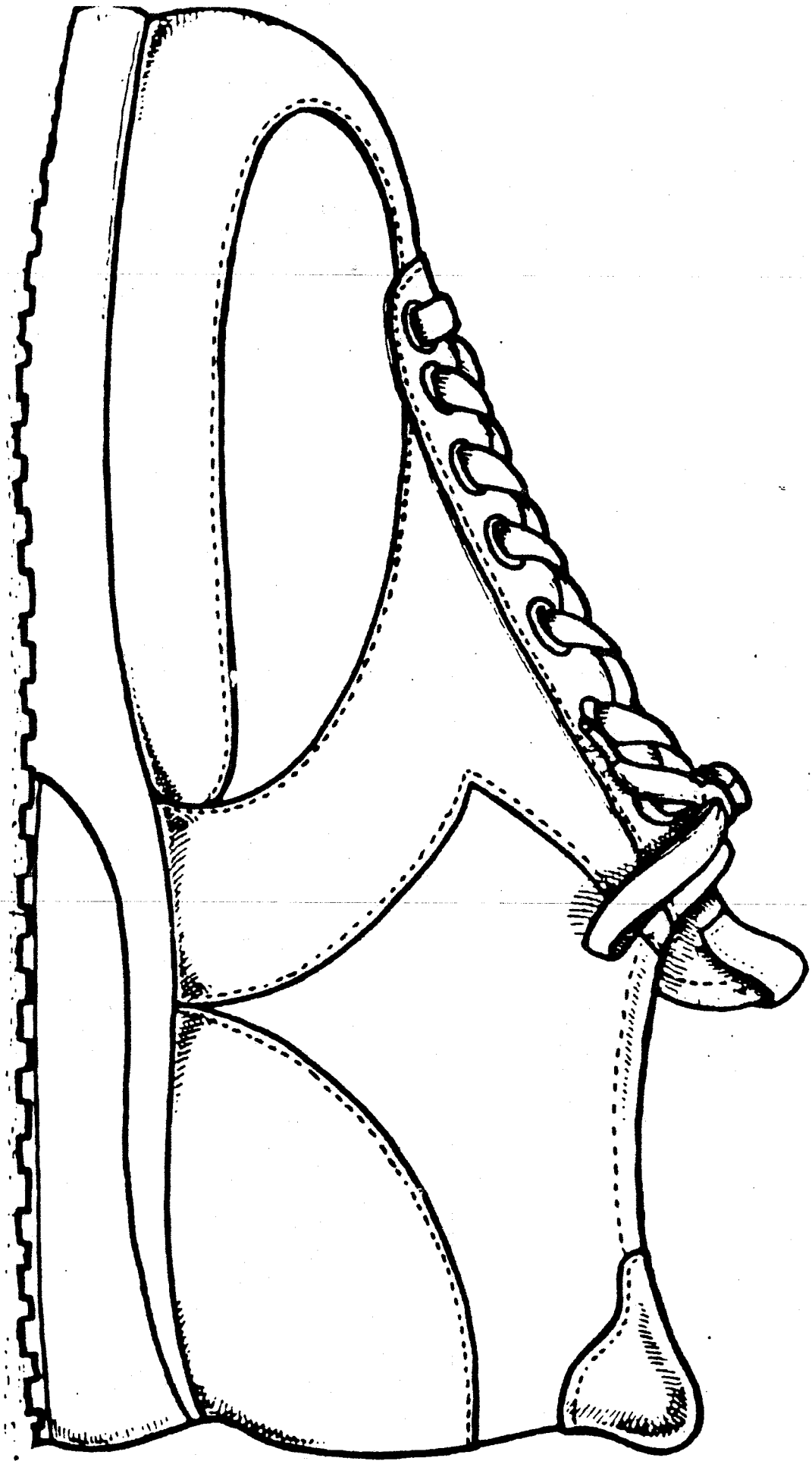
Envelope







Create an envelope for each card out of a brown paper grocery bag. Have kids cut open the sides and cut off the bottom to create one big sheet. Cut out a piece that measures 13" x 24." Place it vertically on the desk. Fold up 10" and crease. Staple or glue sides, close to edge. Fold down 4" at top and crease. Cut the flap into a point, as shown.

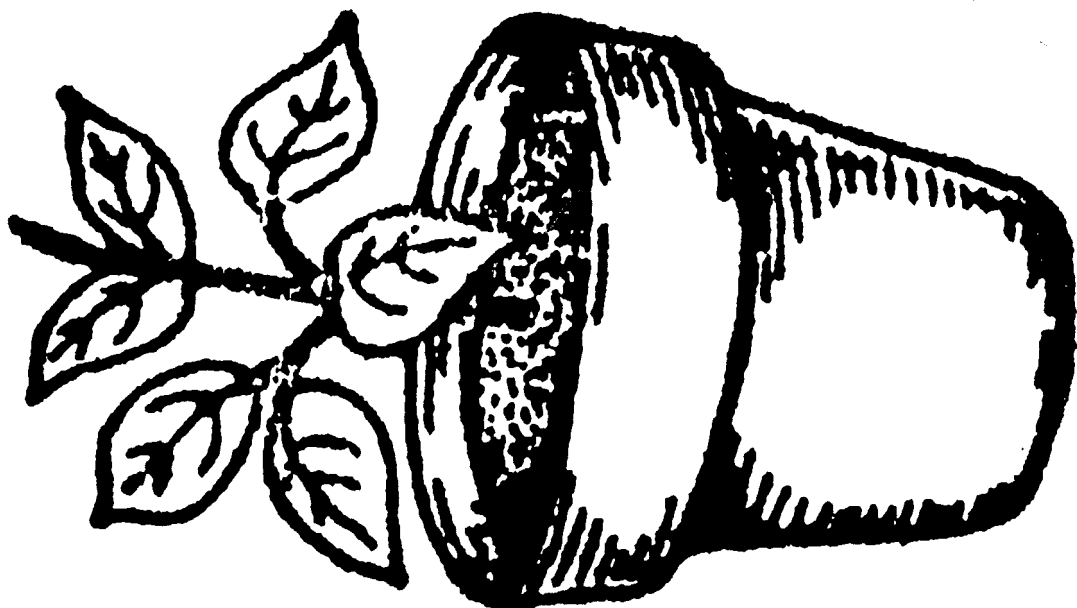




Reproduce an envelope label (below) for each card. Have kids color and cut them out, then glue one to the front of each envelope. Insert the card in the envelope and seal with a dab of glue or a special sticker.














Teacup Wishes

1. Color and cut out.
2. Fold in half.
3. Glue sides and handle together.
4. Place a real teabag in the cup.



A Card for Mother's Day

Color and cut out the card and flowers.
Paste the flowers above the mouse's hand
to make a bouquet.
Fold card back on dotted lines to stand.




Woman of the Year

FREE
WOMAN
of the Year

She's one-of-a-kind. She's terrific!
She's our Woman of the Year.

**Greeting
Card
for
Mother's
Day**



**Happy
Mother's
Day**

My
One
To
Hug
Every day
Regularly

Love,

Name _____

**From Your
Little Bear**

Instructions:

1. Use black crayon to outline bear, including eyes, nose and mouth.
2. Color eyes, nose and bow tie.
3. Cut out bear.
4. Sign name.
5. Fold on dotted lines.
6. Print "Hug me!" on back side of one paw.

—M.H.

Teacher: Don't miss reading Ask Mr. Bear by Marjorie Flack to your class. Then duplicate pattern on brown construction paper.



- 10** I love my Mom because she reads me _____
- 9** I love my Mom because she helps me _____
- 8** I love my Mom when she makes me laugh by _____

- 7** I love my Mom because she taught me how to _____
- 6** I love to hear my Mom sing _____
- 5** I love my Mom because she finds time to _____
- 4** I know my Mom cares because she _____

- 3** I know my Mom is smart because she _____
- 2** I love my Mom because she works so hard at _____
- 1** I love my Mom because she's the BEST MOM EVER!

HAPPY MOTHER'S DAY,
MOM!

Love,