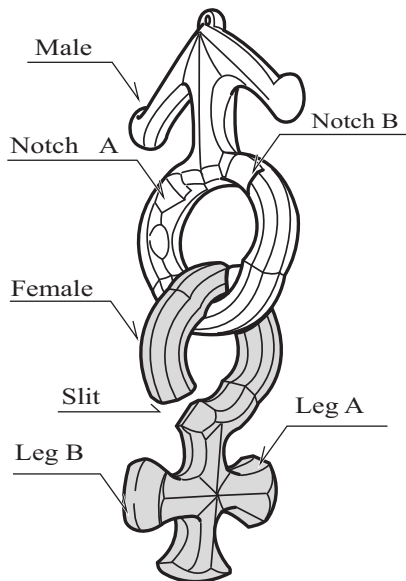
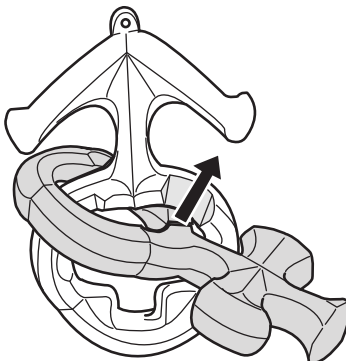


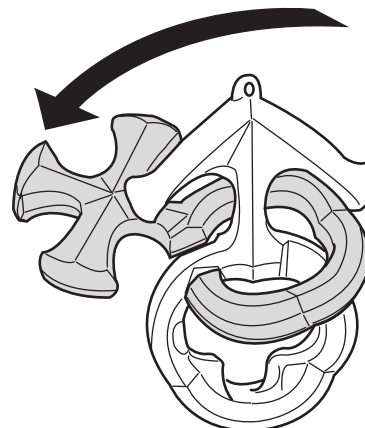
① This is the starting position.



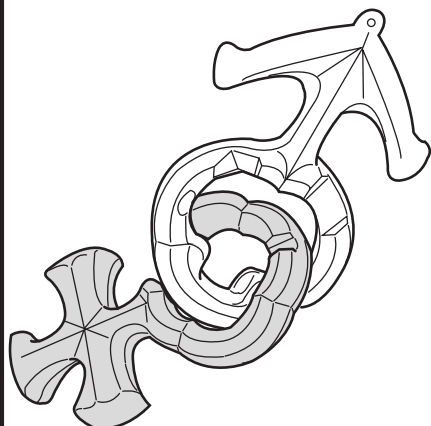
② Pass the slit of the female over notch B of the male.



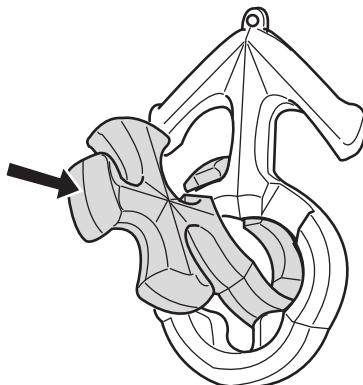
③ Turn the female as shown in the diagram, passing the slit over notch A of the male.



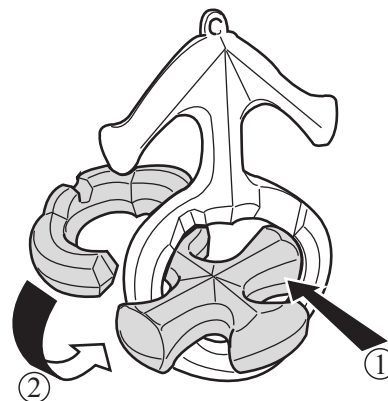
④ Then position them as in the diagram.



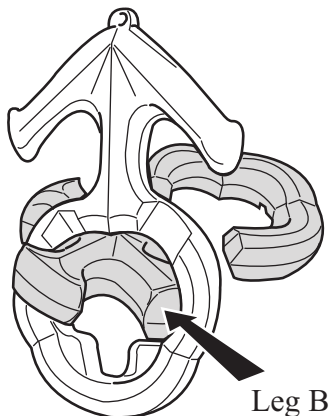
⑤ Pass the slit of the female over notch A of the male and push the female to the back.



⑥ From the near side of the male, pass leg A of the female through to the back. (picture below 1) Then, rotate 180° counter-clockwise. (2 of picture below)



⑦ Then pull leg B of the female through in the same way, ...



⑧ ...and the male and female can be free.

