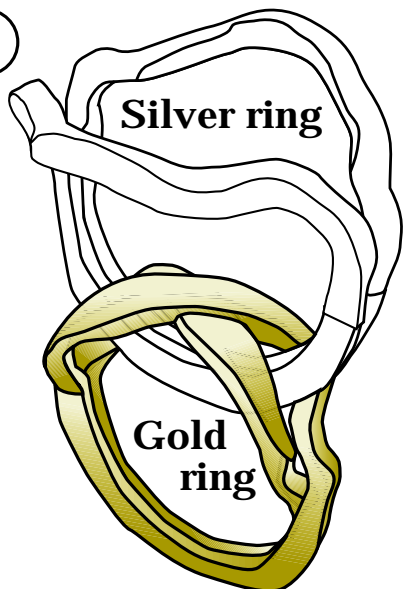
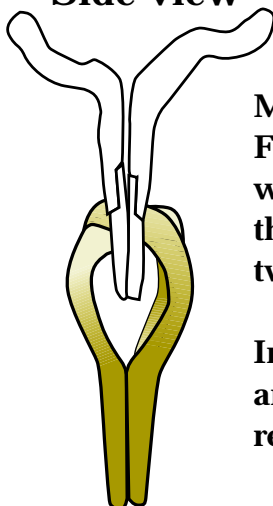


1



Side view



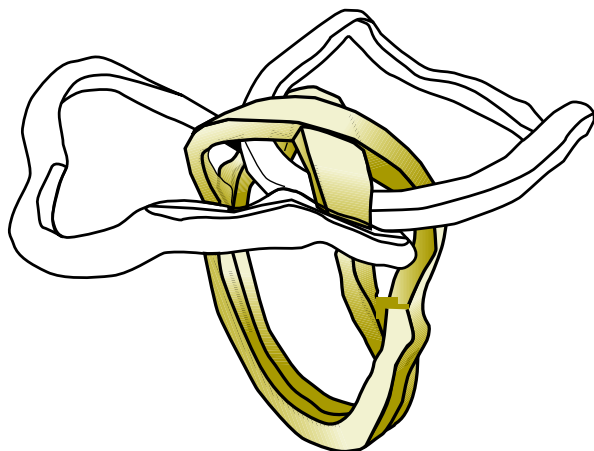
Make the shape as at left.

First, put together the two silver rings as well, so they dangle down, while fitting them together so that they cross with the two silver rings.

In other words, put the two silver rings and gold rings together, above and below respectively.

Be careful with the way the gold ring and silver ring.

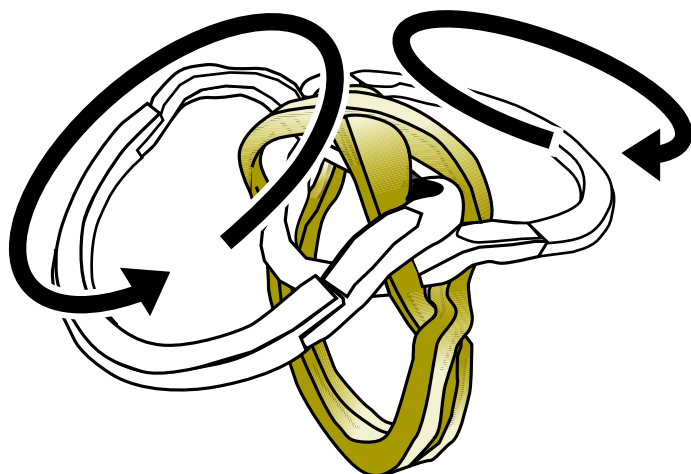
2



With the rings put together, open out the two silver rings from above.

3

After opening them, rotate the two silver rings so that the warped part of the ring is at where the gold rings are crossed.



4

Then, by lowering the silver rings down, they can be put together on the gold rings. And that's it.

