

EAMUG

April 7th

1:30 PM

at the
Elsie Quirk Library

April 7 2011 *at our meeting:*

1:30 ~ 2:00; **'Mac 101'**, Mary Lou Dobson

2:00 ~ 2:40; **ebooks using Overdrive & Calibre** Carl Schwartz

2:40 ~ 3:00; **'Social Break'**

3:00 ~ 3:45; **Using LCD TV for movies and monitor** Mike Volpe

3:45 ~ 4:00; Windup & Members Door Prize.



Newsletter:

- 2 **President's Message** *by* Mary Lou Dobson
- 3 **Helps: Library, SIG, Dues, and MUG o' the Month**
- 4 **Tips From Computer Tutor, Too** *by* Mary Lou
- 5 **Library ebooks** *by* Carl Schwartz
- 6 **Caliber & Free ebooks** *by* Carl Schwartz
- 7 **Board Meeting Minutes, Odds, Ends & Contacts**

President's Message

April 2011

There were 50 people present at the meeting on March 3. After Mac 101, there was a presentation of Part 2 of System Preferences by Mary Lou. The break was characterized by a lot of buzz among the members. Perhaps we should have a longer break. After that we were fortunate to have Mari Schupp as a speaker. She is an Apple employee who works as an Apple Solutions Consultants (ASC) with the Best Buy store on Rte. 41 in Sarasota as a base. Very knowledgeable, she was able to field many questions from the audience. She offered to attend again and do a demonstration.

Speaking of demonstrations, Mari does conduct classes/demos at the store in Sarasota, as well as the one in Bradenton. Visit <http://stores.bestbuy.com/562/> and type in Apple as the keyword in the search box. At the bottom of the resulting page are some interesting links for Mac users including a phone number for asking questions of a trained Apple Specialist, 24/7. At the bottom of the left hand column you will see the link 'Apple Answers Day' which you can click on to bring you to a page of upcoming events at that store. Mari sends us emails of interest to our group, too.

About 45 of us were at our free-to-members semiannual social gathering at the Englewood Gardens Beach Club here in Englewood, north of the Port Charlotte Beach. We've had these affairs for several years and they are fun. This one was deliciously catered by Food Is Love, a local restaurant. Chicken barbecue and pork barbecue, cole slaw, baked beans and buns, supplemented by desserts, vegetables, salads or appetizers brought by those who attended. Some chose to bring their own entrees, so that they could mingle with the other members even though the main course was not to their liking. Others choose to provide the add-ons because they like to cook. We always have door prizes, at least one for everyone, sometimes two. There were computer related things as well as organizers, those great fiber cloths, umbrellas, tote bags, jigsaw puzzles. If you got something you didn't really want, then there was probably someone else who did and there was swapping. Some people got to take home some of the extra food because Food Is Love provided so much. It was a good time to socialize and network with the other members who have Apple interests. I especially enjoy getting to know who our newer members are and a little bit about them.

At the Social we had a swap table and several people brought Mac-related items to sell, buy or trade and other things as well. Some lucky people went home with a Roomba, a Scooba, a camera, a keyboard, all at good prices. There was a 24" monitor for \$80, a Wallstreet black laptop, free, a USB flexible light and a Kensington Track Ball. I got this delicious hat (picture courtesy of member Mike Volpe) which I wore during the Social and was especially pleased because I was able to wear it to the Allamanda Garden Club of North Port Tea the following day. (Several other Mac users were at the tea, too.) We'll probably be having another Social during the summer with Pizza as our food. I hope YOU can make it.



It'll feel strange this month because the PSIG and board meeting will follow the day after our general meeting. It happens occasionally when the 2nd Friday is after the 1st Thursday.

We're always interested in what you have to say and what you want to see at our meetings. Sometimes it is hard to guess at what you might want to have presented. Let one of us know (the Contact information is on the last page, next to the minutes. Just click on the link and (if you use Mail) the email will open for you, ready to write in the body of it and just click to send it. If you don't use Mail, try it anyway and let me know if it works. Just hover your pointer over the name of the person you want to contact and you can read the address between the colon and the question mark and type it into your email address book or an email.

—*Mary Lou Dobson*

Help for Beginners/Newcomers

[Peachpit.com](http://www.peachpit.com) is the place to order Ms. Robin Williams' book *The Little Mac Book, Snow Leopard Edition*. (<http://www.peachpit.com/store/product.aspx?isbn=0321646916>) *Peachpit* has been selling her books for over ten years. She's that good!! While there, click on the 'Sample Content' tab to find the place where you can download the

LittleMacBkSL_Sample.pdf into your Downloads folder on the Dock, and view it with *Preview*, an *Apple* app that came on your Mac. I recommend that new users get the book, start at the first page while sitting in front of your Mac and follow along with the book.

The screenshot shows a website interface with three tabs: 'Description', 'Reviews', and 'Sample Content'. The 'Sample Content' tab is active. Below the tabs, there is a section titled 'Sample Chapter(s)' with a link 'Download Chapter 5: Menus & Shortcuts' circled in red. Below that is a 'Table of Contents' section with a list of chapters: 1 A map of your Mac, 2 The Mouse, 3 The Dock, 4 Finder Windows, and 5 Menus & Shortcuts. A red arrow points from the 'Download Chapter 5: Menus & Shortcuts' link to the '5 Menus & Shortcuts' entry in the table of contents.

I discovered this link when I went to April's Mug o' the Month. http://www.myfirstmac.com/index.php/mac/articles/5_things Even *Before You Buy* is a topic on the Navigation Bar. Here's another good site for you <http://www.apple.com/support/mac101/> as well as <http://www.apple.com/support/switch101/> All those links are so helpful and will give you practice using the Internet.

Questions? e-Mail: bessen@verizon.net

Phone: in Venice:(941) 497-4894

EAMUG Dues - Join or Renewal - Individual \$12/Family \$18

Dues can be paid by check or cash to the Treasurer, Louis Bessen, at the User Group meeting (in an envelope, please) or by mail to:

Louis Bessen, Treasurer
2221 Bal Harbour Drive
Venice, FL 34293

Make checks out to: Louis Bessen, Treasurer (NOT TO "EAMUG") New members, include your application form.



Suggested **HOMEWORK** FOR PodPeople SIG (or anyone with a iPad, iPod, or any device)

Due Thursday at the meeting break !

Bring your device with an ebook ready to read at our Social Break time

Remember our **EAMUG** Library for Members!

We are fortunate to have David Pascal as our new EAMUG Librarian starting in **April**.

The website for you to see which books are available, read some information about them, and make it easy for you to request them is below.

<http://home.comcast.net/~dricke/EAMUGLibrary.htm>

Checkout period is for one month or till the next meeting. To request a book you will find the email link next to each title. Just send Carl a note, to be first on the list for a book. All books will be available at the meeting. There are also MacFormat magazines from 2009.

Carl took home the box containing the EAMUG library. It will be coming to our April meeting. You may still sign out one of these great Mac books.

April MUG o' the Month

NASHVILLE (TN) MAC USERS

<http://www.macusers.com/>

**Don't Miss Our
Next iPhoto SIG**

April 8

2-4 PM

**at the Elsie Quirk Library.
With Jo Ann Crebbin**

To find out what those symbols (keyboard shortcuts) stand for in the menus, click on Finder > Help > Mac Help, then in the responding window type 'key symbols' next to the magnifying glass and hit return. From the list that follows, pick Key Symbols and you'll see all you need to know. You might find some other interesting topics while you're there.

Kim Komando says "... you should never, ever enter your Social Security number at Google. If you do, you're just asking for someone to steal it. The same goes for your credit card numbers or insurance numbers." I've been going to her web site lately and she is more Mac savvy than she was a few years ago, as well as computer savvy. http://www.komando.com/tips/index.aspx?id=10377&utm_medium=nl&utm_source=totd&utm_content=2011-03-02-article-1&utm_campaign=title-a

You have to understand that Google searches are tracked. And they are tracked by a lot of organizations and Websites. Plus, you need to worry about malware. There's malware on the Web made just to track your search queries for personal information.

Most mice (and trackpads) now have two-button capability, even though you cannot see a split. To check whether yours has that capability, go to System Preferences (under the Apple on the Menu Bar) and click on Mouse (or Trackpad). 'Secondary click' is what it is called.

Below is a snapshot of what appears when I right-click or control-click in the body of a new message that I want to send in Mail 4.4 in Snow Leopard. I see that I can import an image by clicking on Import Image. For that feature a scanner of some type must be connected.



Neat. And there are all kinds of interesting things you can find when you right-click (or control-click) somewhere. Each menu is specific to the object clicked on. Some items on the contextual menu that appears are on the regular menus but I think there are a couple that may not be. (Import Image seems to be one, as well as the two following it.) Try right-clicking in the body of an incoming message and you'll see this different contextual menu as in the snapshot at the right.

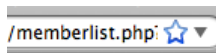


Member Mike Volpe's wife, Betty, mentioned that she recently downloaded Grocery IQ for her iPhone (good for iPad as well, only not as convenient) and absolutely loves it. If you do the grocery shopping, you'll probably love it too. <http://www.groceryiq.com/> for a look at a way to make your shopping easier. Be sure to click on Learn More.

BTW, a reminder, it is no longer a grammar error to end a sentence with a preposition.

If you are wondering how big ebooks are, here's a comparison: The Bible ebook is only 4.93 MB

One thing I really like about Firefox is that when I am on a site I can see this star in the URL. When it is open, like this, it means that the page is not yet bookmarked. If I click on it, it will bookmark the page immediately into the Bookmarks Menu and become filled in. Clicking on the filled-in one, I can edit the name of the bookmark and choose a folder to put it in.

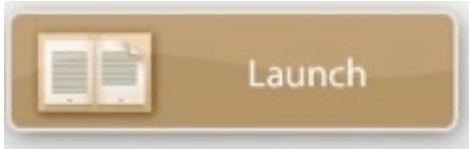


—Mary Lou Dobson

Getting ready to read Library ebooks: 3 steps

1. Get ready. Just as you can't write without a pencil, you can't read an ebook on a computer without a "Reader"

While selecting a book *for the first time*, you should also download **Adobe Digital Editions** (free to patrons). *It is best to also get a free Adobe ID.*



ebooks : <http://ecat.lib.overdrive.com>

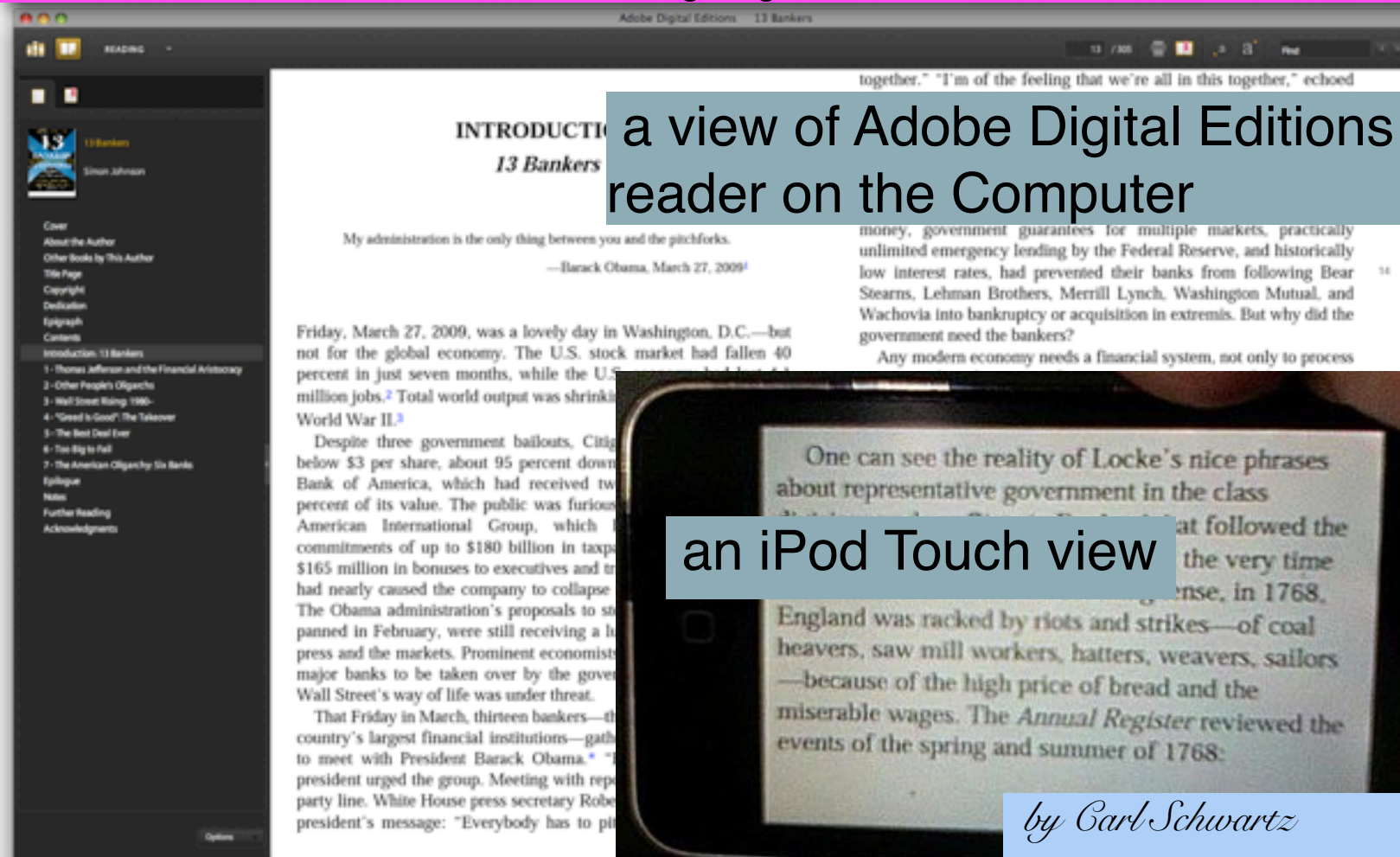
2. Get the ebook

pick out an ebook. After you select an ebook, then verify you are a patron, a few more clicks and your ebook is automatically placed in a folder called *Digital Editions* and opens up, ready to read on your computer.

3. Place the ebook in your Device.

Next use **iTunes** (free from Apple) to place the ebooks on your Apple iPod or iPad. With some other READERS other methods apply.

Pages 5 and 6 are **hints** at what you may do, but do not explain everything!
Attend our meeting to get all the details!



a view of Adobe Digital Editions reader on the Computer

an iPod Touch view

by Carl Schwartz

Calibre

a Open Source library Tool for eBooks



simplifies **management** of your ebook collection:

- Calibre organizes your collection as a database so you can find the book with tools to manipulate ebook metadata like title, author, rating, etc.
- Converts between multiple ebook formats.
- The graphical user interface (GUI). It's so well presented and designed that anyone can use it and flicking through your books iTunes album coverflow style is a bonus. Calibre lets you send and retrieve ebooks from your reading device.
- An ebook reading application.

[link to more info and the program calibre - About](#)

features main categories:

- **Library Management**
- **eBook conversion**
- **Syncing to ebook reader devices**
- **Downloading news from the web and converting it into ebook form**
- **Comprehensive ebook viewer**
- **Content server for online access to your book collection**

*I just **plug in my USB** cable to recharge my iPod from the computer and it syncs through iTunes and Calibre installing news on iBooks in my iPod 'touch*

HOMEWORK PodPeople SIG

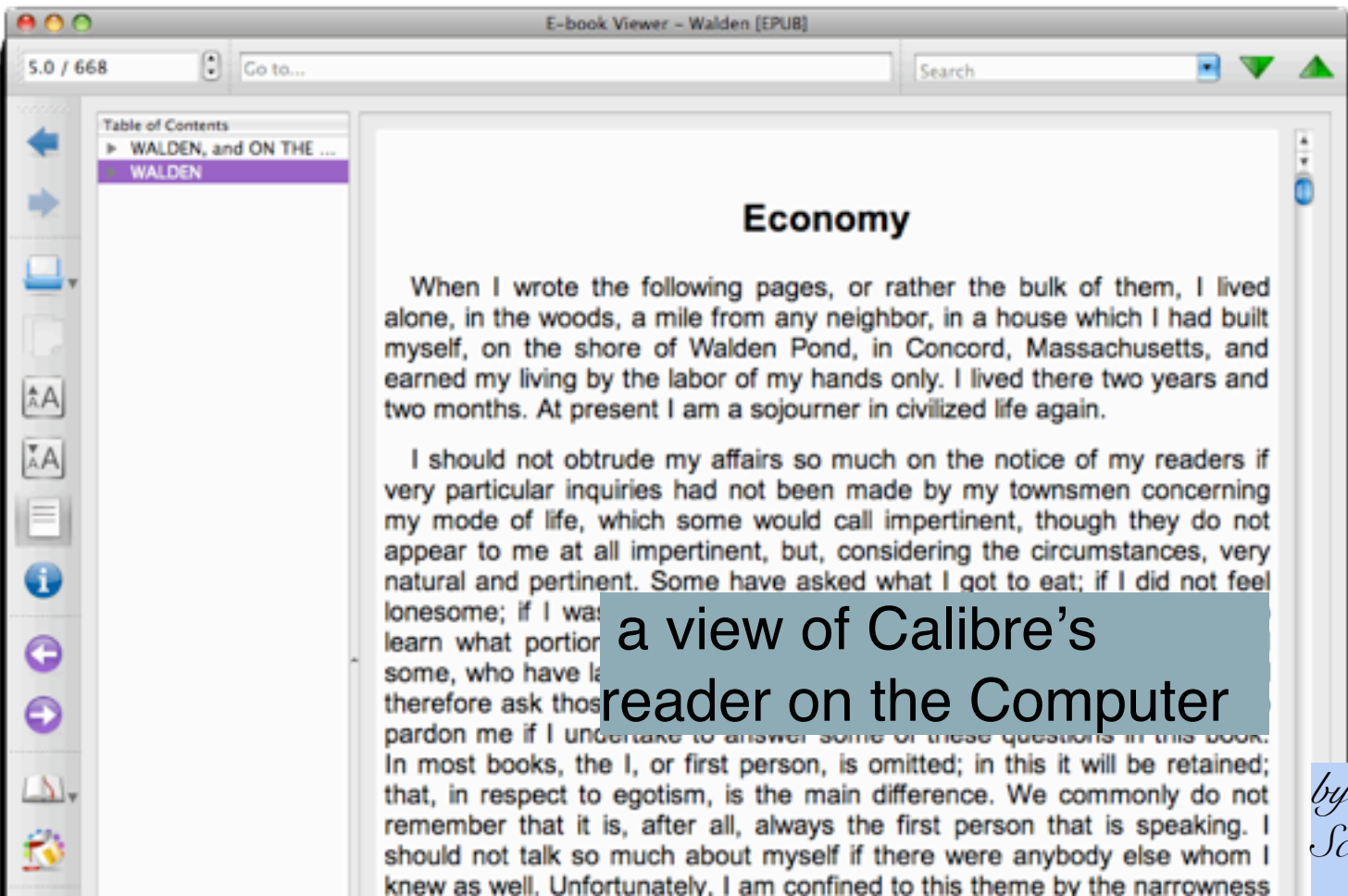
(or anyone with a iPad,
iPod, or any device)

**Due Thursday at
the meeting!**

**One ebook ready to
read on your device**

**Or just bring your
device even though
you can't yet get an
ebook on it.**

Please remember you
probably can't
download apps in the
library



a view of Calibre's
reader on the Computer

*by Carl
Schwartz*

The EAMUG Board of directors met at the Elks Lodge on March 11

Present: *Mary Lou Dobson, Christina Anglin, Mike Volpe, Dale Watson, Carolyn Rosenfeld, Carl Schwartz, Bill Kiefer, Lou Bessen, and Lynne Marriott.*

President Mary Lou Dobson called the meeting to order at 12:20 PM. Meeting adjourned at 1:22 PM.

The Treasurer's report was given by Lou Bessen. The Membership report was given by Lynne Marriott. We currently have 67 members, plus 13 family memberships and 17 honorary members for a total of 97.

Old Business: We discussed the March 3 meeting. Mary Lou was not satisfied with the System Preferences portion, although others were not critical. *All Things Apple* by Mari Schupp received mixed reviews. Most expected more news about *Lion* and the new *iPad*, but we felt this first presentation was a sort of get acquainted session with many questions and answers which was well received by the audience. She will be doing future presentations with a more specific focus. In May she may do a presentation on *iPod, iPad, iPhone* syncing.

Dale Watson reported on the planned March 24 Social at the Englewood Gardens Beach Club. Food to be catered by Food is Love—pulled barbecue pork, pulled barbecue chicken, buns, baked beans and cole slaw. Attendees to supply potluck salads, appetizers and desserts. Sodas and water will also be provided. Amy Watson will be in charge of door prizes. It was suggested we have a swap meet table for those who want to sell, swap or barter tech materials.

Lynne is currently scanning and cross referencing the new membership information sheets. It was suggested we put the form online for those who have not yet completed one. Lynne feels we need a database to more effectively serve the club. Mary Lou indicated that the club has a copy of *Bento* which could be used for that.

New Business: In April, David Pascal will become our new librarian. Carl reported that use of the library has improved recently.

Program: April 7, 2011

- 1:30-2:00 Mac 101 with Mary Lou Dobson
- 2:00-2:40 Accessing eBooks with Carl Schwartz
- 2:40-3:00 Socializing Break with Everybody
- 3:00-3:45 Using LCD TV for Movies and Monitor with Mike Volpe
- 3:45-4:00 Windup and Door Prize drawing

Photo SIG 4/8/11, 2 PM Elsie Quirk Library: Jo Crebbin

Dates for upcoming Board and PSIG meetings:

April 8, May 13, June 10, July 8, August 12, September 9, October 14, November 11, December 9.

Dates for Upcoming EAMUG Meetings:

April 7, May 5, June 3, July 7, August 4, September 1, October 6, November 3, December 1.

Respectfully Submitted,

Christina Anglin, Secretary

EAMUG CONTACT LIST

CLICK TO LINK TO EMAIL

[PRESIDENT: MARY LOU DOBSON](#)

[PROGRAM CHAIR: YOU?](#)

[VICE PRESIDENT: MIKE VOLPE](#)

[SOCIAL CHAIRMAN &](#)

[VICE PRESIDENT: DALE WATSON](#)

[TREASURER: LOU BESSEN](#)

[EDITOR: CARL SCHWARTZ](#)

[LIBRARIAN: DAVID PASCAL](#)

[SECRETARY: CHRISTINA ANGLIN](#)

[MEMBERSHIP: LYNNE MARRIOTT](#)

[WEBMASTER: M L DOBSON](#)

[DIRECTOR: BILL KIEFER](#)

[PSIG LEADER: JO CREBBIN](#)

[EAMUG WEB PAGE](#)

