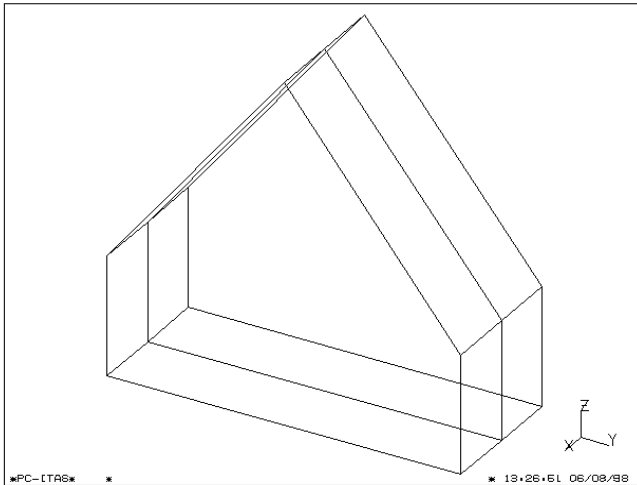
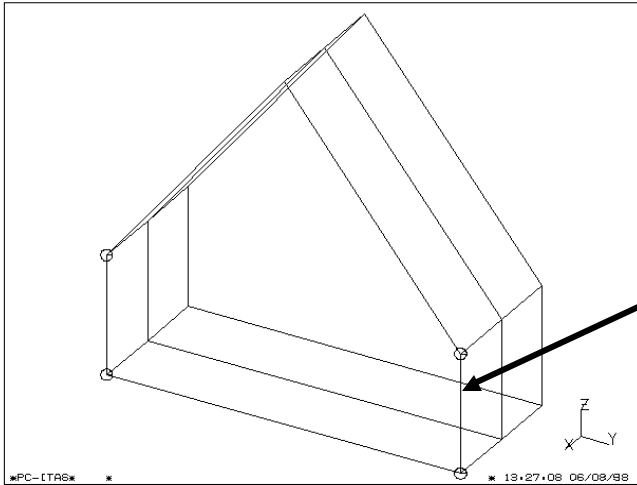


INTERACTIVE SURFACE GENERATION USING OPTION "A" IN GRAPHICS



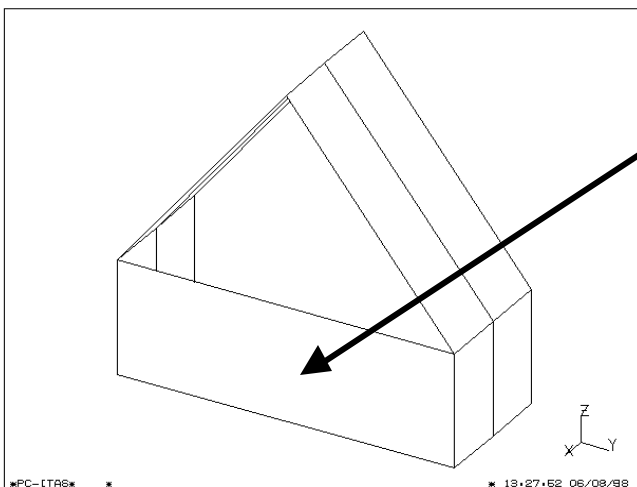
PRESS "A"



**MOVE THE NOUSE POINTER
TO THE DESIRED POINTS
AND
PRESS THE LEFT BUTTON**

**MARK 3 OR 4 POINTS AND
PRESS THE RIGHT BUTTON**

**SELECT OPTION "B" AND
PRESS ENTER OR PRESS "B"**



**ITAS WILL ADD
THIS SURFACE**

**NOTE: RIGHT-HAND RULE APPLIES
TO ALL SURFACES:
CCW: POSITIVE**

**THE RADIUS OF THE POINT MARKER
CIRCLE IS USER-DEFINABLE:
OPTION "C" IN GRAPHICS**

Figure 5-92. Option "A": Interactive Surface Generation