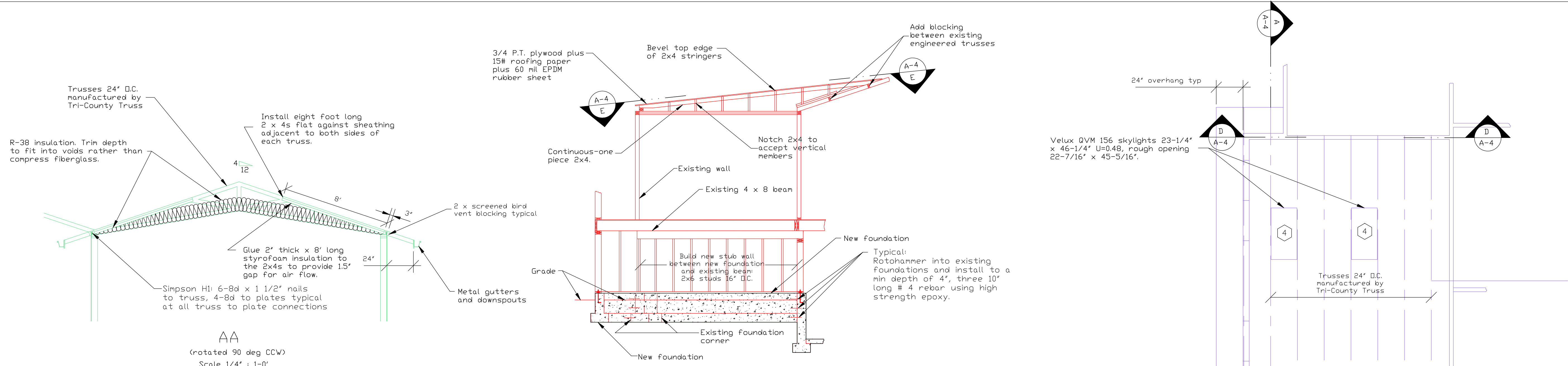


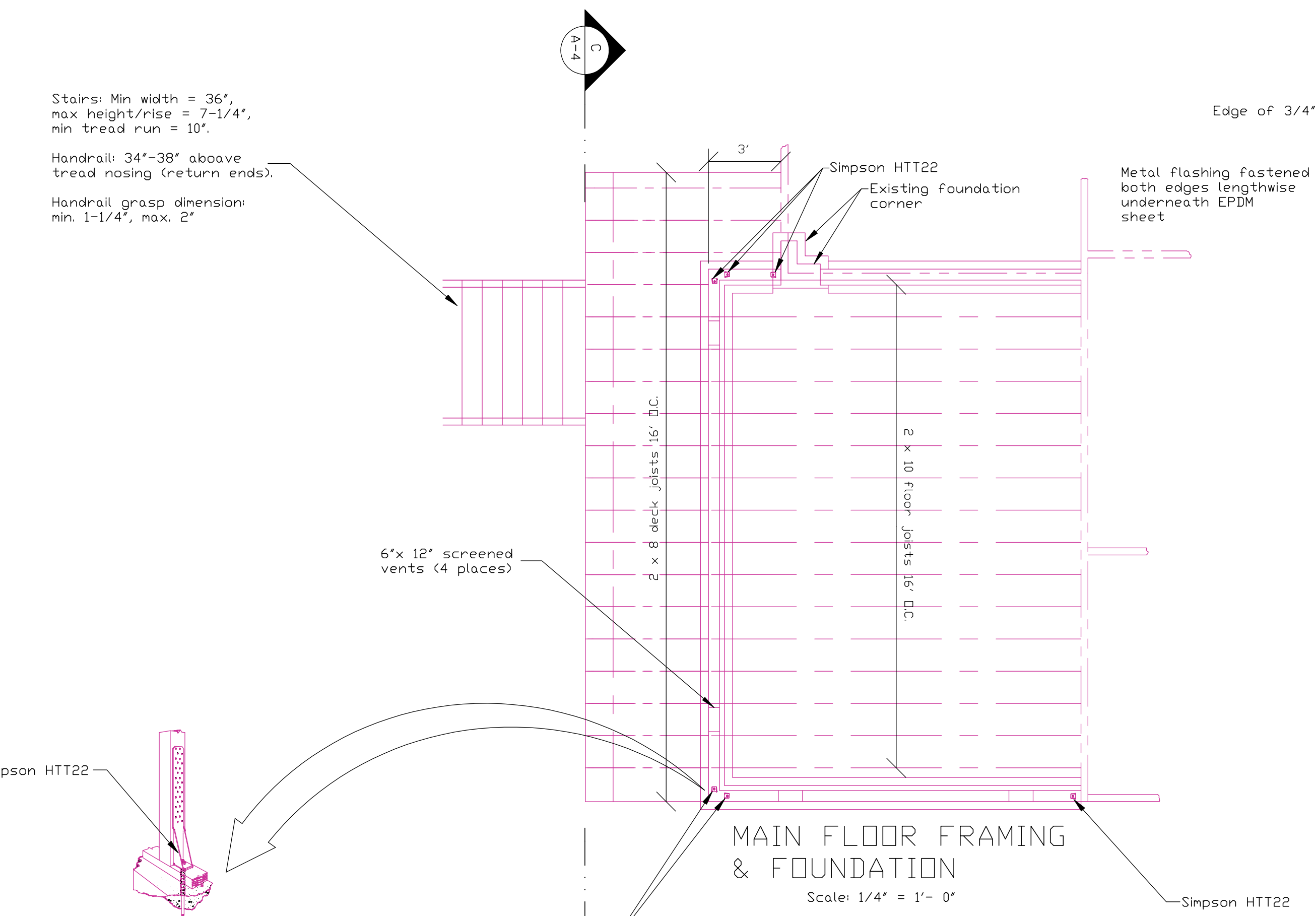

FLOOR/ROOF/  
FOUNDATION PLAN



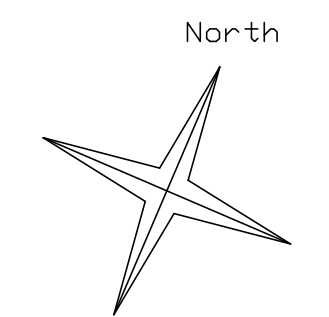
AA  
(rotated 90 deg CCW)  
Scale 1/4" = 1'-0"

DD  
Scale 1/4" = 1'-0"

ROOF FRAMING  
Scale: 1/4" = 1'-0"



MAIN FLOOR FRAMING & FOUNDATION  
Scale: 1/4" = 1'-0"



CC  
(rotated 90 deg CCW)  
Scale 1/4" = 1'-0"

After concrete has cured 7 days min, install 5/8" dia threaded bolts into 3/4" dia holes using Simpson SET epoxy-tie adhesive. 10" min embedment.

Simpson HTT22: Install with 4-1/2" bolts or 32-16d nails (minimum 4x width (2-2x4 or 4x4).

For holdowns, anchor bolt nuts should be finger-tight plus 1/3 to 1/2 turn with a hand wrench, with consideration given to possible future wood shrinkage. Care should be taken to not over-torque the nut. Impact wrenches should not be used.

DATE: 4/18/06	
REVISION:	New