

TROOP 396 CODE FLAG FLASH CARDS

This is a portable document format file that will print flash cards for learning the meanings of the 40 international nautical code flags. On one side of each card is a flag or pennant. On the other side is the meaning of the flag and, in the case of letters, pronunciation according to the phonetic alphabet. The text is printed in light gray so those being tested can't read it through the card as easily.

To make the flash cards you'll need to print the same five pages twice, then cut them out. First print pages 2-6, then turn the pages over, put them back in the printer, and print pages 7-11. The printer determines exactly how the paper needs to be turned. You'll have to figure that part out for yourself. To catch mistakes the word "Check" followed by a number appears on both sides of one card in the bottom corner of each page. If you printed right, when you cut out the card with "Check 3," for example, "Check 3" should be found on the other side of the same card. Printing to a color printer is important. There are enough differences in the flags to distinguish them in black and white, but it would be a difficult way to learn.

In the card set you will find:




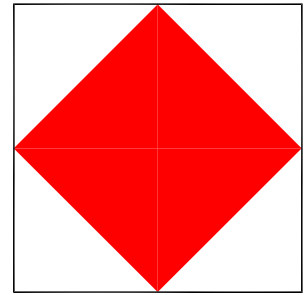





There are **26 letters**, A-Z.

There are **ten numerals**, 0-9.










There are **three substitutes**, 1st, 2nd, and 3rd. Since a flag set has only one of each letter and one of each numeral, substitutes must be used when duplicates appear on the same hoist. A substitute takes the meaning of the flag or pennant in the position of its name. For example, if the second letter of the hoist is "G," then the 2nd substitute, regardless of where it appears in the hoist, is also a "G." To spell the word "tooth" one would hoist T, O, 2nd SUBSTITUTE, 1st SUBSTITUTE, H.

There is **one answering pennant**. It has varying meanings, depending on where it is used. When it is the first flag of a hoist it means that the following flags are intended to be read by their international meaning and local meanings should be ignored. At the bottom of a hoist or last in a series of hoists the answering pennant means a message is complete. When a message is read and understood it is hoisted by the reader in answer. It is also used as a decimal point in numeric hoists.

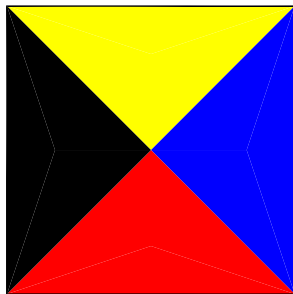







When you think you know all 40 flags by heart, find one of the Scouts whose name is written on the code flag bag as an instructor. They will test you. If you get all 40 right without missing even one, the instructor will write your name on the bag, too, then you can make your own hoists during the trips where we put up the yardarm. If you miss one, you have to start over.



check 1

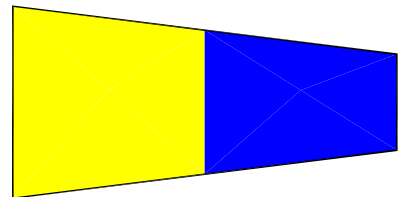

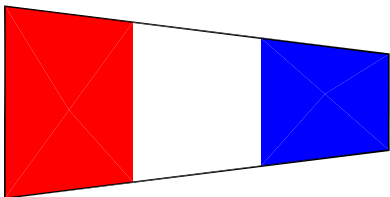
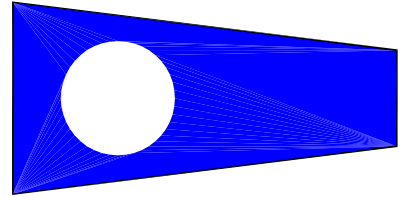
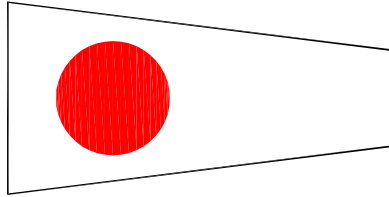
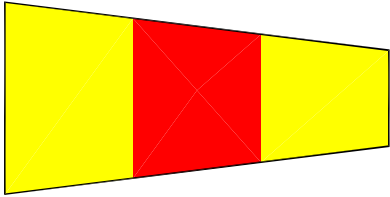
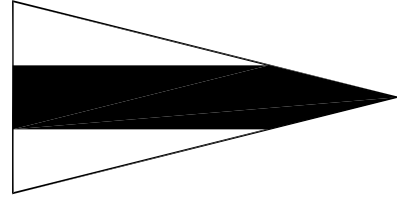
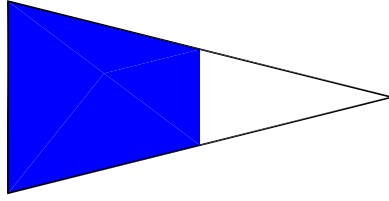
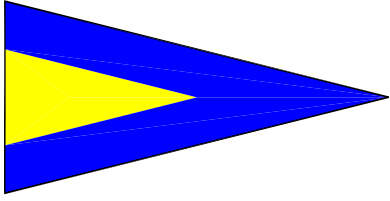


check 2

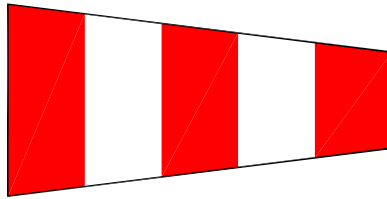
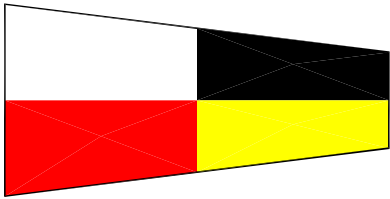
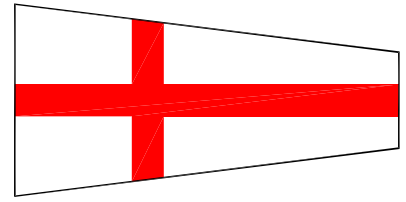
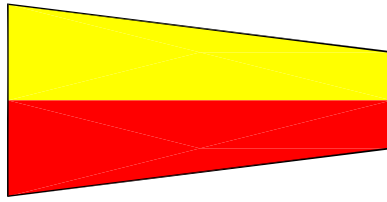
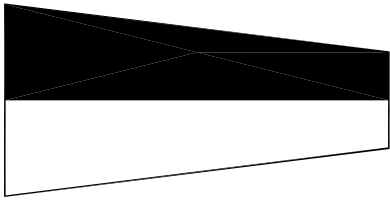


INTENTIONALLY
BLANK.
DISCARD
THIS CARD.

check 3



check 4



INTENTIONALLY
BLANK,
DISCARD
THIS CARD.

INTENTIONALLY
BLANK,
DISCARD
THIS CARD.

INTENTIONALLY
BLANK,
DISCARD
THIS CARD.

INTENTIONALLY
BLANK,
DISCARD
THIS CARD.

C

(CHARLIE)

B

(BRAVO)

A

(ALFA)

F

(FOXTROT)

E

(ECHO)

D

(DELTA)

I

(INDIA)

H

(HOTEL)

G

(GOLF)

L

(LIMA)

K

(KILO)

J

(JULIETT)

O

(OSCAR)

N

(NOVEMBER)

M

(MIKE)

R


(ROMEO)

Q

(QUEBEC)

P

(PAPA)



(UNIFORM)



(TANGO)



(SIERRA)



(X-RAY)



(WHISKEY)



(VICTOR)

INTENTIONALLY
BLANK.
DISCARD
THIS CARD.



(ZULU)



(YANKEE)

Third
Substitute

(3rd Sub.)

Second
Substitute

(2nd Sub.)

First
Substitute

(1st Sub.)

2

(PENNANT
TWO)

1

(PENNANT
ONE)

0

(PENNANT
ZERO)

5

(PENNANT
FIVE)

4

(PENNANT
FOUR)

3

(PENNANT
THREE)

8

(PENNANT
EIGHT)

7

(PENNANT
SEVEN)

6

(PENNANT
SIX)

INTENTIONALLY
BLANK.
DISCARD
THIS CARD.

Code /
Answering
Pennant /
Decimal

(Ans.)

9

(PENNANT
NINE)

INTENTIONALLY
BLANK.
DISCARD
THIS CARD.

INTENTIONALLY
BLANK.
DISCARD
THIS CARD.

INTENTIONALLY
BLANK.
DISCARD
THIS CARD.